

Scaled data based on original data using
LM-79-08 Approved Method: Electrical and Photometric Measurements of Solid-
State Lighting Products

Test Report Prepared for
Cooper Lighting Solutions
(formerly Eaton)

Brand: STREETWORKS

Report Number: P452178

Luminaire Tested: **GLAN-SA3A-760-U-T1**

Issue Date: 1/4/2021

Test Information

Test Method: LM-79-08
Report Number: P452178
TEST IS SCALED FROM IESNA LM-79-08 TEST DATA (G3-2011-042-5)
Test Lab: INNOVATION CENTER
Issue Date: 1/4/2021
Manufacturer: COOPER LIGHTING SOLUTIONS (FORMERLY EATON)
Product Line: STREETWORKS
Catalog Number: GLAN-SA3A-760-U-T1
Description: GALLEON AREA AND ROADWAY LUMINAIRE
(3) 70 CRI, 5700K, 615mA LIGHTSQUARES WITH 16 LEDS EACH AND TYPE I OPTICS
Light Source: -
Ballast/Driver: ELECTRONIC DRIVER

Summary

Lumens per Lamp: N/A
Luminaire Lumens: 13628 lumens
Efficiency: N/A
Efficacy: 146.5 lumens/watt
Luminous Opening: Rectangular (W 1' x L: 1' x H: 0')
IES Classification: Type I - Short
BUG Rating: B3 - U0 - G3

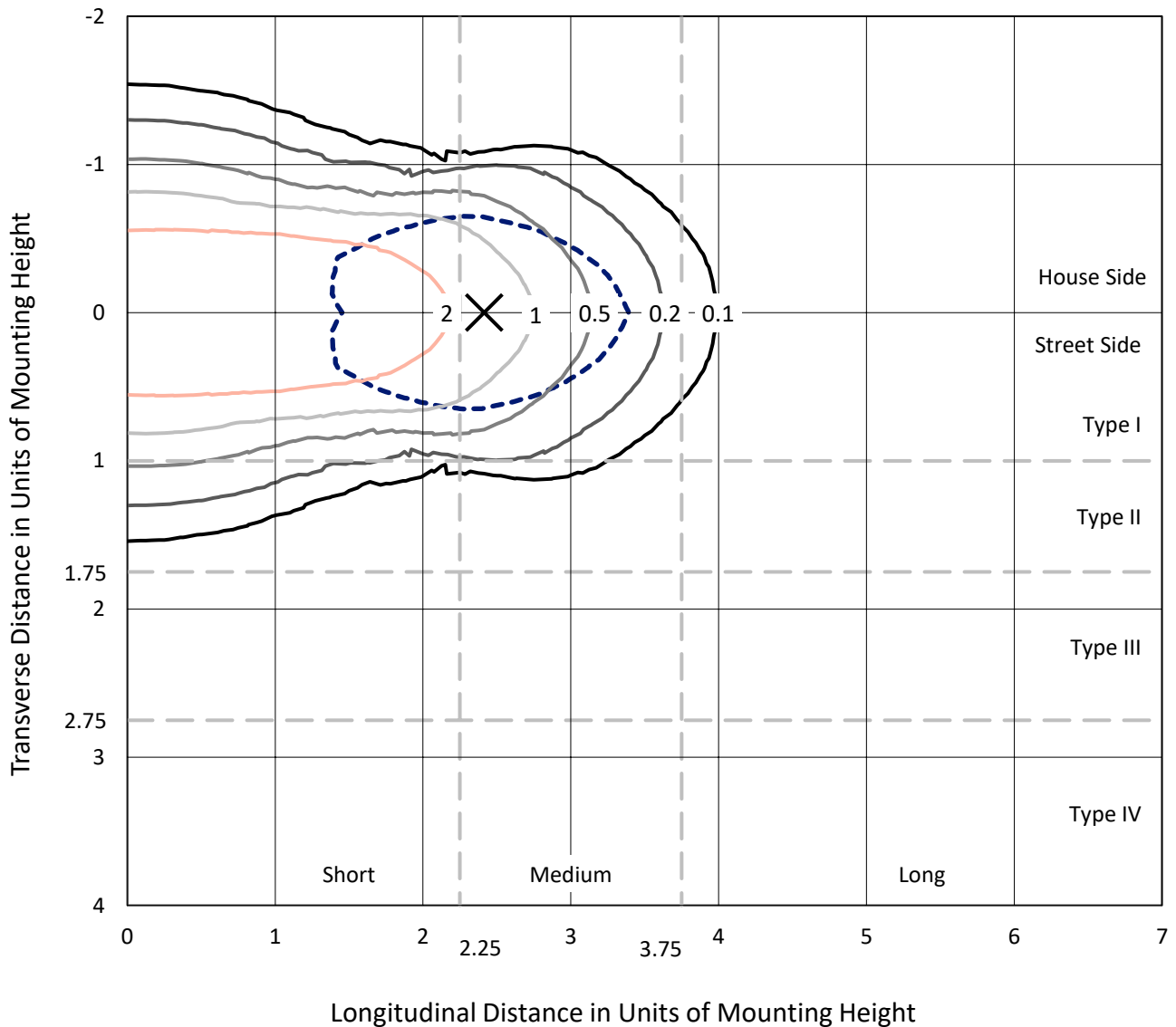
Input Watts (W): 93
Input Voltage (V): NR
Input Current (A_{in}): NR
Voltage Rise (V): NR
Power Factor: NR
Total Harmonic Distortion (THDi): NR
Frequency (hertz): 60
Stabilization Time: NR
Operation Time: NR
Ambient Temperature (°C): NR
Test Distance: 24 FT



REPORT NUMBER: P452178
 CATALOG NUMBER: GLAN-SA3A-760-U-T1

Iso-Footcandle Lines of Horizontal Illumination

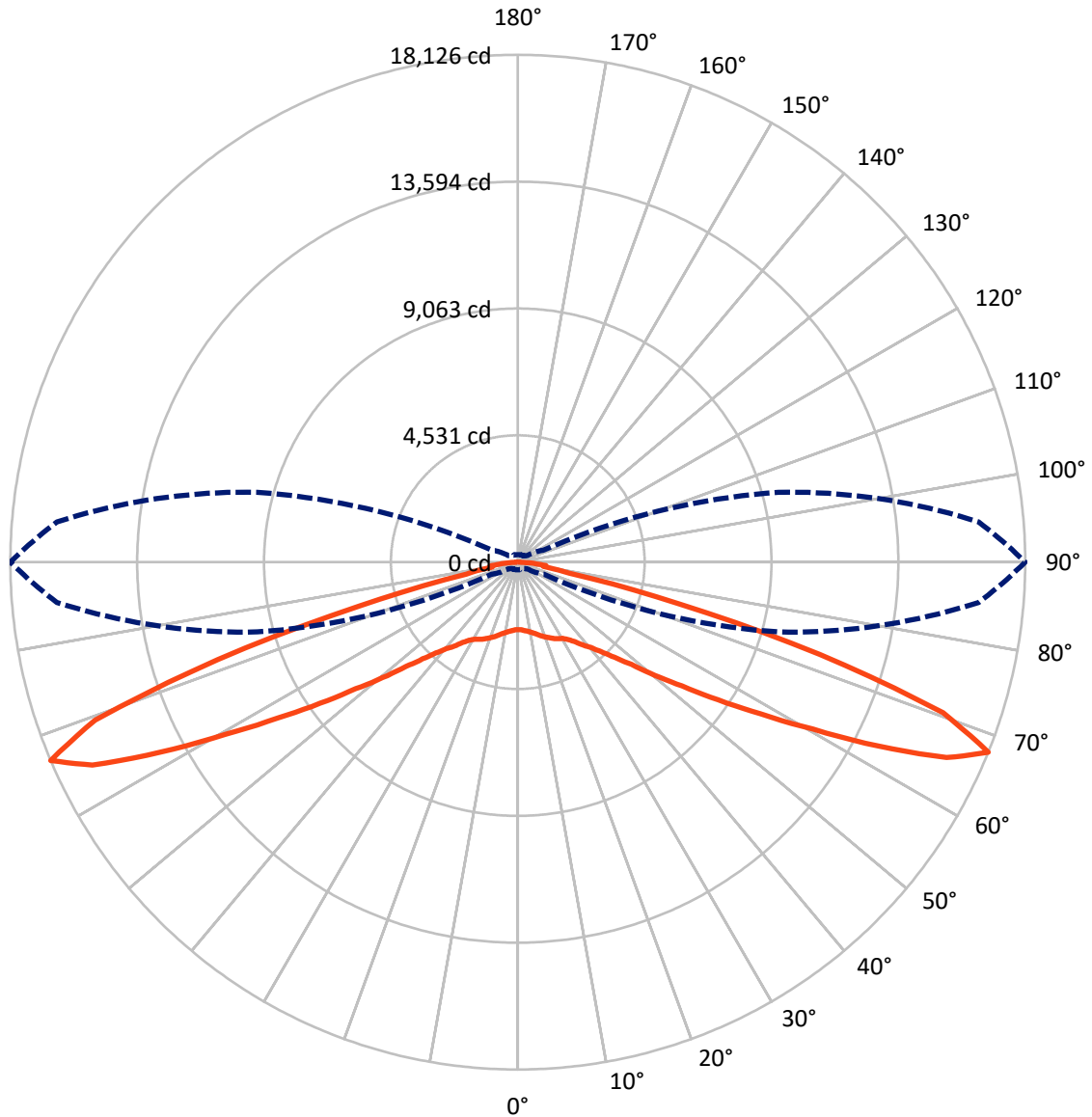
× Max cd
 - - - 1/2 Max cd



Based on 25 foot mounting height. Maximum calculated value = 4.1 fc
 Type I - Short - N/A

REPORT NUMBER: P452178
CATALOG NUMBER: GLAN-SA3A-760-U-T1

Luminous Intensity Polar Plot



— Vertical Plane Through 90-Deg Lateral - - - Horizontal Cone Through 67.5-Deg Vertical

REPORT NUMBER: P452178

CATALOG NUMBER: GLAN-SA3A-760-U-T1

FLUX DISTRIBUTION:

		Downward	Upward	Total
House Side	Lumens	6814.0	0.0	6814.0
	% Fixture	50.0	0.0	50.0
Street Side	Lumens	6814.0	0.0	6814.0
	% Fixture	50.0	0.0	50.0
Total	Lumens	13628.0	0.0	13628.0
	% Fixture	100.0	0.0	100.0

ZONAL LUMENS:

Zone	Lumens	% Fixture
0°-10°	240.5	1.8
10°-20°	769.6	5.6
20°-30°	1288.1	9.5
30°-40°	1745.0	12.8
40°-50°	2210.3	16.2
50°-60°	2761.3	20.3
60°-70°	3245.7	23.8
70°-80°	1241.6	9.1
80°-90°	125.8	0.9
90°-100°	0.0	0.0
100°-110°	0.0	0.0
110°-120°	0.0	0.0
120°-130°	0.0	0.0
130°-140°	0.0	0.0
140°-150°	0.0	0.0
150°-160°	0.0	0.0
160°-170°	0.0	0.0
170°-180°	0.0	0.0
0°-90°	13628.0	100.0
0°-180°	13628.0	100.0

Coefficient of Utilization



REPORT NUMBER: P452178

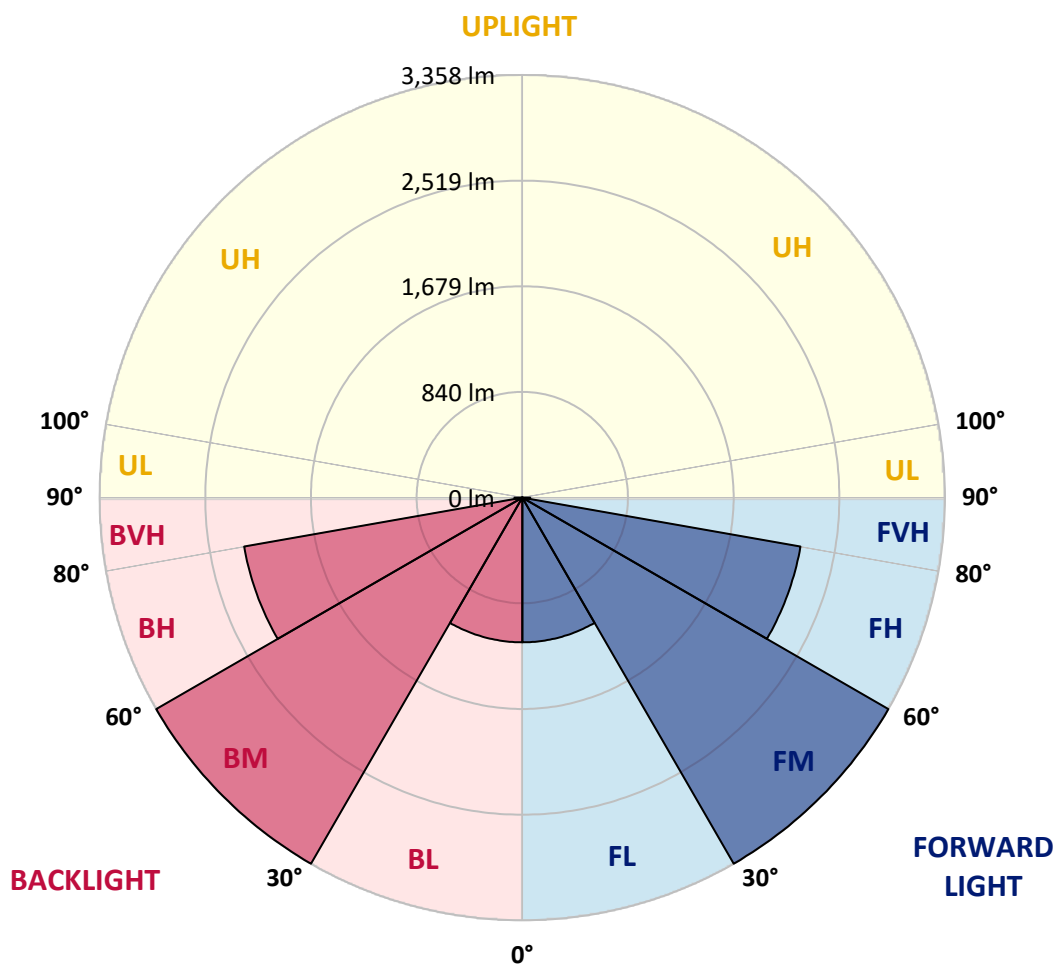
CATALOG NUMBER: GLAN-SA3A-760-U-T1

LUMINAIRE CLASSIFICATION SYSTEM LUMEN TABLE AND BUG RATING:

Zone		Lumens	% Fixture	Zone Rating/Lumen Limit		
				B	U	G
FL	(0°-30°)	1149.1	8.4			
FM	(30°-60°)	3358.3	24.6			
FH	(60°-80°)	2243.7	16.5			G2/5000
FVH	(80°-90°)	62.9	0.5			G1/100
BL	(0°-30°)	1149.1	8.4	B3/2500		
BM	(30°-60°)	3358.3	24.6	B3/5000		
BH	(60°-80°)	2243.7	16.5	B3/2500		G3/2500
BVH	(80°-90°)	62.9	0.5			G1/100
UL	(90°-100°)	0.0	0.0		U0/0	
UH	(100°-180°)	0.0	0.0		U0/0	

BUG Rating: B3-U0-G3

Type I Short





REPORT NUMBER: P452178
 CATALOG NUMBER: GLAN-SA3A-760-U-T1

CANDELA DISTRIBUTION (FULL):

	0°	5°	15°	25°	35°	45°	55°	65°	75°	85°	90°
0°	2412.6	2412.6	2412.6	2412.6	2412.6	2412.6	2412.6	2412.6	2412.6	2412.6	2412.6
2.5°	2443.5	2442.0	2442.8	2442.0	2444.3	2442.8	2433.7	2426.2	2420.1	2420.9	2418.6
5°	2495.6	2496.3	2497.1	2493.3	2498.6	2495.6	2481.3	2469.2	2457.1	2452.6	2451.1
7.5°	2538.6	2542.4	2544.6	2548.4	2557.5	2557.5	2549.9	2532.6	2506.2	2491.1	2490.3
10°	2581.6	2584.6	2591.4	2603.5	2618.6	2632.9	2629.9	2606.5	2572.6	2546.9	2540.9
12.5°	2596.7	2600.5	2623.1	2657.8	2691.8	2719.7	2719.7	2700.9	2657.1	2617.8	2606.5
15°	2543.9	2550.7	2591.4	2665.4	2754.4	2815.6	2829.1	2802.7	2755.9	2695.6	2682.0
17.5°	2439.0	2455.6	2515.2	2624.6	2772.5	2899.3	2938.6	2925.7	2865.4	2788.4	2772.5
20°	2326.6	2344.7	2408.1	2552.9	2757.5	2948.4	3062.3	3065.3	2990.6	2878.9	2855.6
22.5°	2202.8	2216.4	2297.9	2467.7	2712.2	2959.7	3168.7	3220.8	3119.7	2969.5	2936.3
25°	2063.9	2079.0	2164.3	2347.7	2626.9	2946.9	3266.1	3380.8	3254.8	3066.1	3023.8
27.5°	1931.1	1937.2	2028.5	2214.9	2514.5	2913.7	3337.8	3527.9	3404.2	3146.1	3092.5
30°	1803.6	1817.9	1898.7	2082.8	2385.4	2848.8	3399.6	3695.5	3564.9	3229.9	3161.2
32.5°	1668.5	1685.9	1773.4	1959.8	2256.4	2751.4	3437.4	3878.8	3789.0	3365.7	3292.5
35°	1538.7	1550.0	1638.3	1819.4	2130.3	2638.2	3444.2	4085.6	4078.1	3571.7	3474.4
37.5°	1405.9	1422.5	1511.5	1685.1	1996.8	2518.2	3410.2	4305.2	4426.7	3857.7	3752.8
40°	1278.4	1292.7	1380.2	1555.3	1845.1	2371.8	3329.5	4505.9	4833.5	4152.0	4003.4
42.5°	1139.5	1143.3	1239.1	1417.2	1696.4	2202.0	3213.3	4684.8	5287.0	4546.7	4361.8
45°	981.8	991.6	1080.6	1255.7	1525.9	2011.9	3055.5	4832.7	5862.0	5093.8	4841.8
47.5°	824.1	832.4	913.9	1086.7	1339.5	1793.8	2812.5	4962.5	6452.2	5788.8	5458.3
50°	670.1	674.6	741.1	894.2	1129.7	1564.4	2511.4	5004.0	7119.3	6772.9	6351.0
52.5°	529.8	536.5	587.1	707.1	905.6	1293.5	2186.2	4901.4	7898.0	7939.6	7344.9
55°	429.4	431.7	469.4	557.7	707.9	1009.7	1793.8	4615.4	8735.7	9434.5	8676.1
57.5°	369.8	371.3	392.4	441.5	544.8	761.4	1391.6	4074.3	9488.1	11186.0	10211.0
60°	335.8	336.6	348.6	377.3	431.7	584.1	996.9	3310.6	10230.6	13135.2	12118.7
62.5°	314.7	314.7	323.0	338.8	365.2	448.3	722.2	2388.4	10739.3	15113.2	14470.2
65°	294.3	294.3	300.3	311.7	326.0	366.8	533.5	1557.6	10726.4	16553.8	16835.2
67.5°	270.9	270.9	275.4	286.8	295.1	315.4	412.0	1020.3	9635.2	16522.1	18125.7
70°	243.0	243.0	249.0	258.8	265.6	278.5	325.2	698.0	7078.5	14107.2	16119.8
72.5°	215.1	215.8	219.6	229.4	234.7	242.2	270.2	489.0	4342.2	9605.8	11271.3
75°	184.1	185.6	189.4	199.2	203.8	206.8	227.9	348.6	2196.8	5179.1	5896.7
77.5°	148.7	151.7	153.9	164.5	167.5	172.1	187.9	252.0	964.4	1860.9	1877.5
80°	108.7	112.4	119.2	129.0	131.3	134.3	143.4	178.8	436.9	849.7	922.9
82.5°	80.0	85.3	77.0	89.8	89.8	86.0	101.1	120.0	200.7	841.4	1006.7
85°	43.8	44.5	40.0	46.0	49.1	48.3	53.6	58.9	97.3	561.5	578.8
87.5°	10.6	11.3	12.1	14.3	17.4	17.4	18.9	16.6	31.7	181.9	104.1
90°	0.0	0.0	0.0	0.0	0.0	0.0	0.0	0.0	0.0	0.0	0.0

(END OF REPORT)